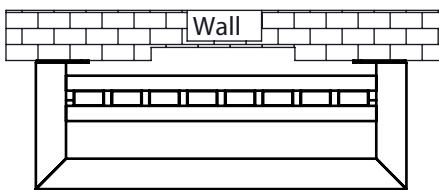
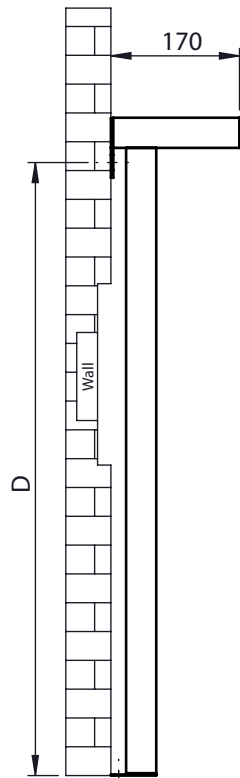
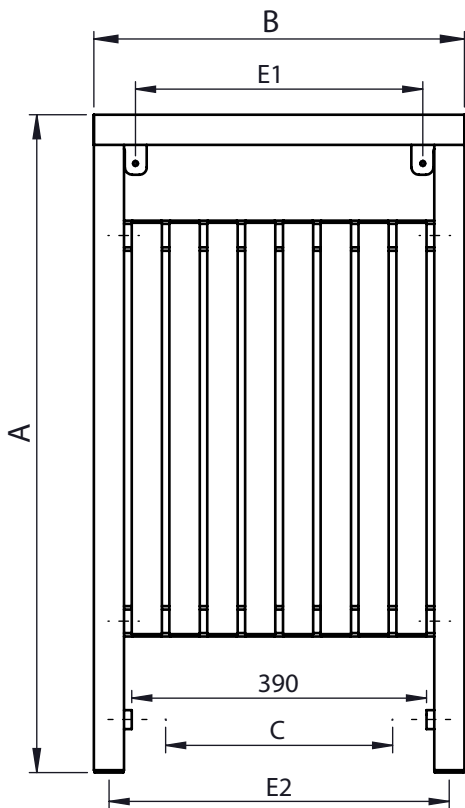
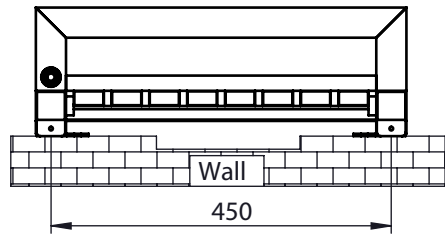


Bottom View



Top View

A	B	C	D	E1-E2	HEAT	HEAT
HEIGHT	LENGTH	PIPE CENTER	VERTICAL	HORIZONTAL	OUTPUTS	OUTPUTS
mm	mm	mm	BRACKET	BRACKET	(WATT)	(BTU)
			CENTERS	CENTERS	Delta T:50 °C	Delta T:50 °C
			mm	mm		
914	490	300	885	380-450	2172	636
1204	490	300	1145	380-450	2606	763
1494	490	300	1435	380-450	3040	890

