
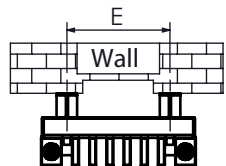
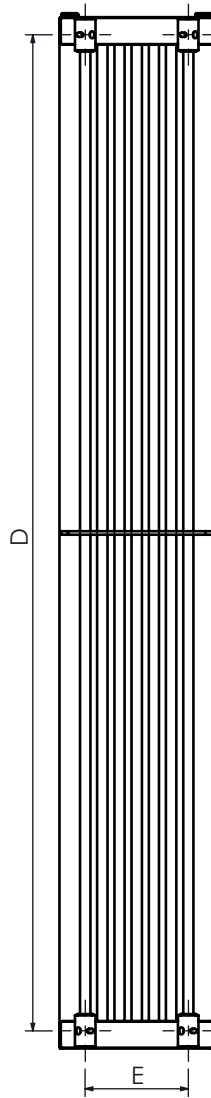
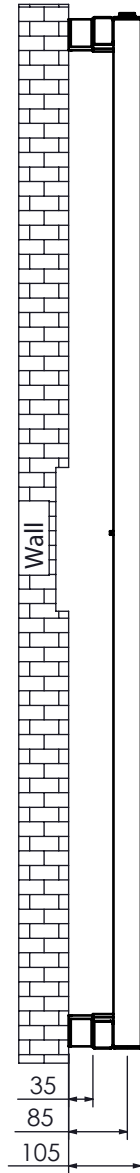
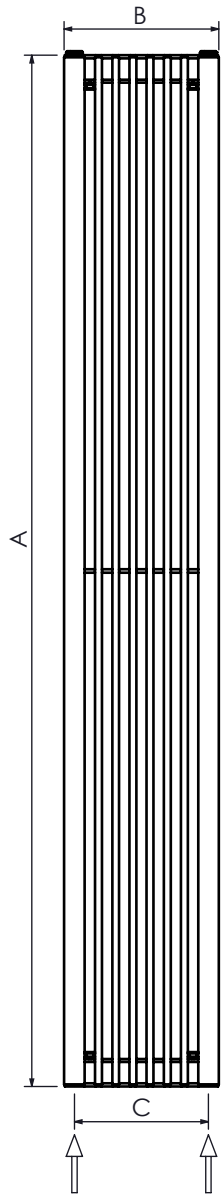
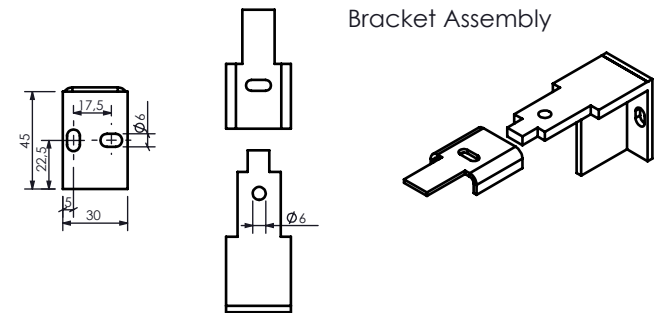


ARTIZ



A HEIGHT mm	B LENGTH mm	C PIPE CENTER mm	D VERTICAL BRACKET CENTERS mm	E HORIZONTAL BRACKET CENTERS mm	HEAT	HEAT
					OUTPUTS (BTU)	OUTPUTS (Watt)
					Delta T:50 °C	Delta T:50 °C
2000	225	195	1950	150	4310	1262
2000	275	245	1950	200	5356	1568
2000	325	295	1950	250	6401	1874
2000	425	395	1950	350	8491	2486
2000	525	495	1950	450	10582	3098
1800	225	195	1750	150	3832	1122
1800	275	245	1750	200	4761	1394
1800	325	295	1750	250	5690	1666
1800	425	395	1750	350	7548	2210
1800	525	495	1750	450	9407	2754
1500	225	195	1450	150	3238	948
1500	275	245	1450	200	4024	1178
1500	325	295	1450	250	4809	1408
1500	425	395	1450	350	6380	1868
1500	525	495	1450	450	7952	2328
1000	275	245	950	200	2698	790
1000	425	395	950	350	4276	1252
1000	525	495	950	450	5328	1560
1000	625	595	950	550	6380	1868
1000	775	745	950	700	7958	2330
600	425	395	550	350	2555	748
600	525	495	550	450	3183	932
600	625	595	550	550	3812	1116
600	925	895	550	850	5697	1668
600	1075	1045	550	1000	6640	1944
600	1225	1195	550	1150	7583	2220
600	1375	1345	550	1300	8525	2496



Bracket Assembly