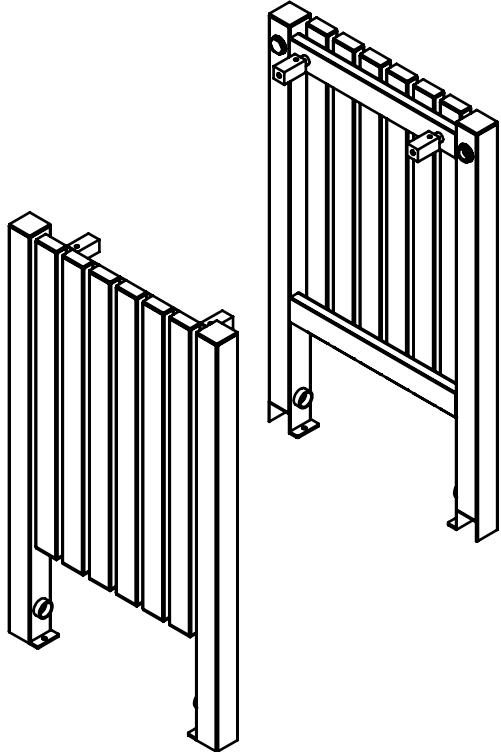
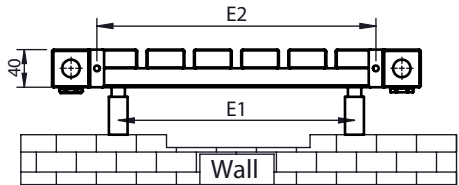
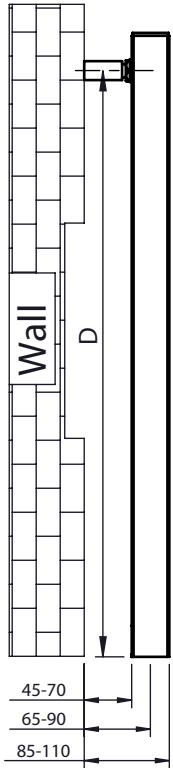
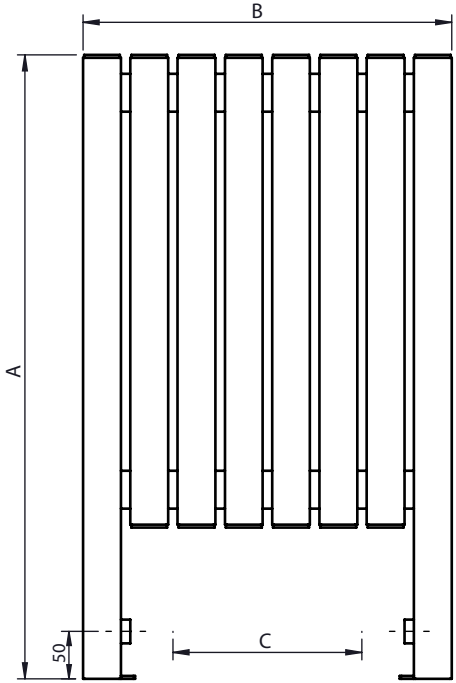


CINTO



A	B	C	D	E1-E2	HEAT OUTPUTS	HEAT OUTPUTS
HEIGHT	LENGTH	PIPE CENTER	VERTICAL BRACKET CENTERS	HORIZONTAL BRACKET CENTERS	(BTU)	(WATT)
mm	mm	mm	mm	mm	Delta T:50 °C	Delta T:50 °C
660	390	200	620	250-295	1551	454
660	490	300	620	350-395	1899	556
660	590	400	620	450-495	2247	658
660	790	600	620	650-695	2944	862
660	990	800	620	850-895	3641	1066
660	1190	1000	620	1050-1095	4338	1270

Bracket Assembly

