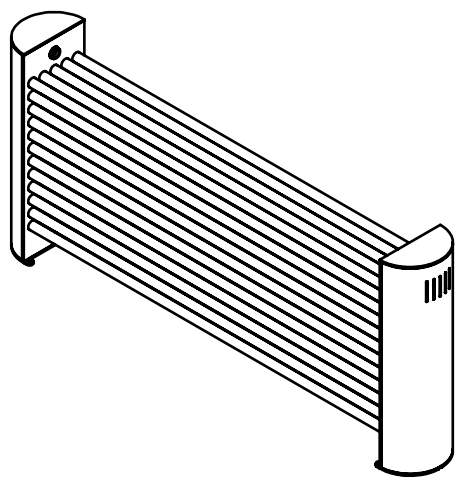





MONTI



Bracket Assembly



	A	B	C	D	E	HEAT OUTPUTS (BTU)	HEAT OUTPUTS (WATT)
	HEIGHT	LENGTH	PIPE CENTER	VERTICAL BRACKET CENTERS	HORIZONTAL BRACKET CENTERS	Delta T:50 °C	Delta T:50 °C
	mm	mm	mm	mm	mm		
100-60	500	970	710	154	784	13423	3936
120-60	500	1170	910	154	984	16779	4920
150-60	500	1470	1210	154	1284	21812	6397
170-60	500	1670	1410	154	1484	23351	6848
100-49	500	970	710	154	784	8949	2624
120-49	500	1170	910	154	984	11187	3281
150-49	500	1470	1210	154	1284	14543	4265
170-49	500	1670	1410	154	1484	15565	4564
100-31	500	970	710	154	784	6037	1771
120-31	500	1170	910	154	984	7547	2213
150-31	500	1470	1210	154	1284	9811	2877
170-31	500	1670	1410	154	1484	10504	3080
100-27	500	970	710	154	784	5356	1571
120-27	500	1170	910	154	984	6695	1963
150-27	500	1470	1210	154	1284	8703	2552
170-27	500	1670	1410	154	1484	9372	2748