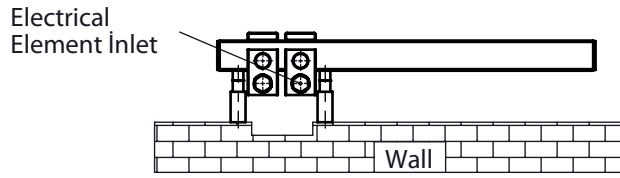
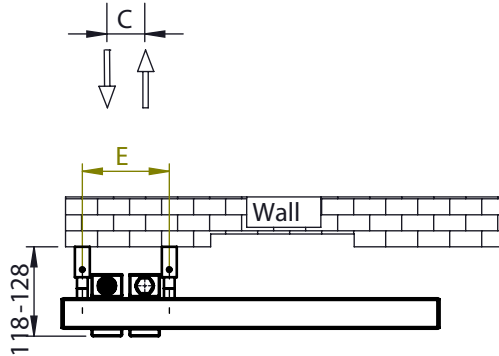

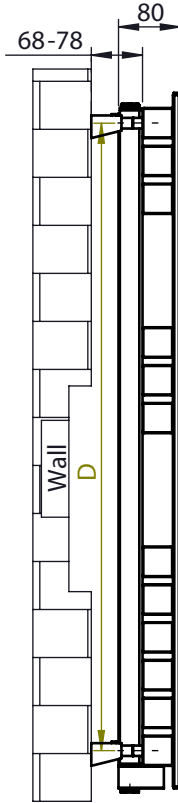
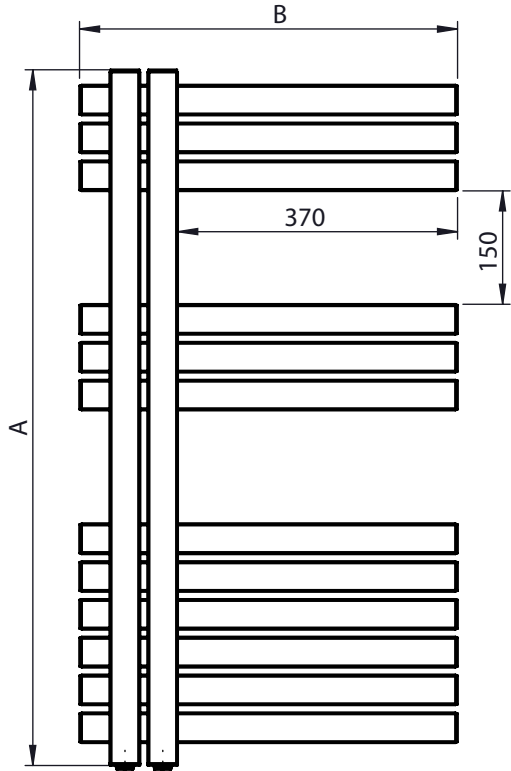


# TONDA-R



A	B	C	D	E	HEAT OUTPUTS (BTU)	HEAT OUTPUTS (WATT)
HEIGHT mm	LENGTH mm	PIPE CENTER mm	VERTICAL BRACKET CENTERS mm	HORIZONTAL BRACKET CENTERS mm	Delta T:50 °C	Delta T:50 °C
920	500	50	830	115	3192	936
1460	500	50	1370	115	5320	1560



Bracket Assembly

